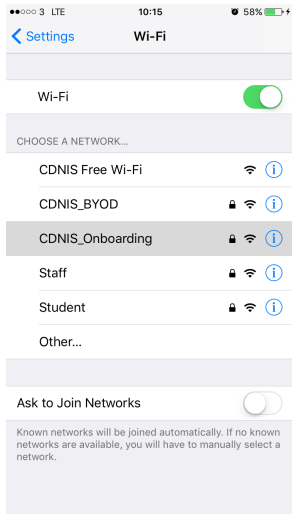


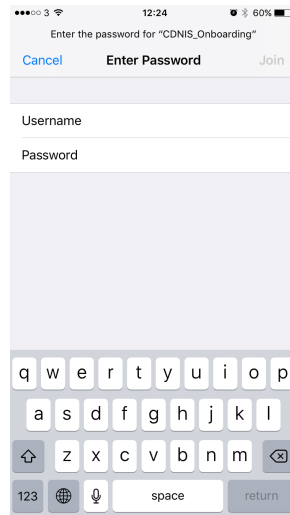
How to connect your new devices (For Staff or G11/12 students own mobile devices)

For iPhone/iPad (iOS) Platform:


1. Connect to Wi-Fi
"CDNIS_Onboarding"



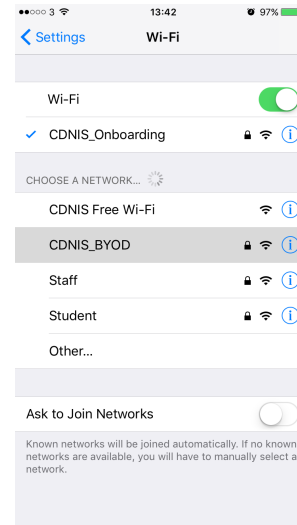
2. Login (Same as your printing credential)



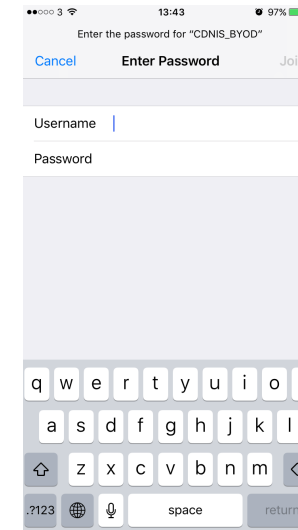
3. Click Trust.




4. Then Connect to Wi-Fi
"CDNIS_BYOD"



5. Login again.

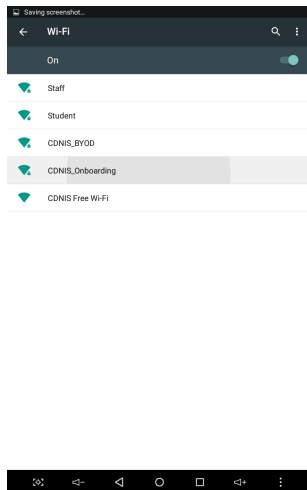


6. Click Trust again and you are now successfully connected.

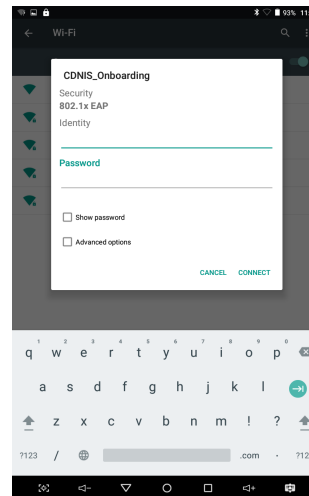


For Android Platform:

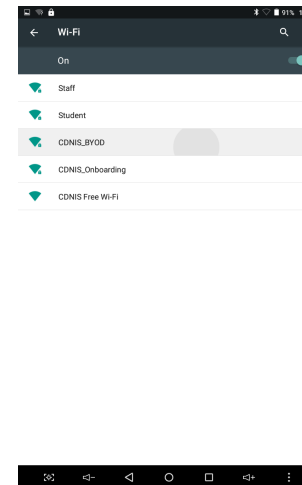
1. Connect to Wi-Fi
"CDNIS_Onboarding"



2. Login (Same as your printing credential)



3. Then Connect to Wi-Fi
"CDNIS_BYOD"



4. Login again and you are now successfully connected.

