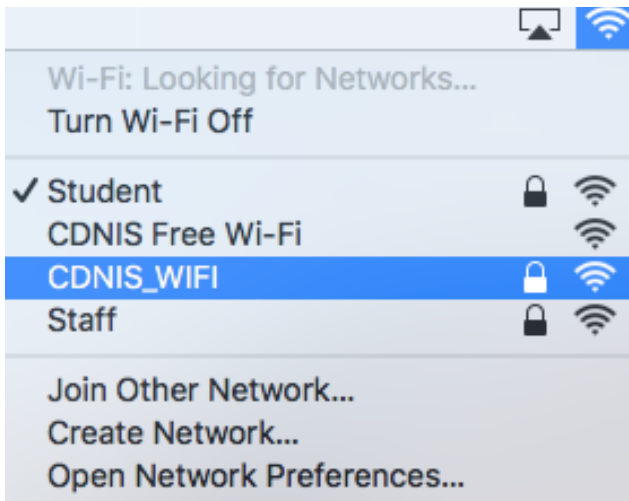


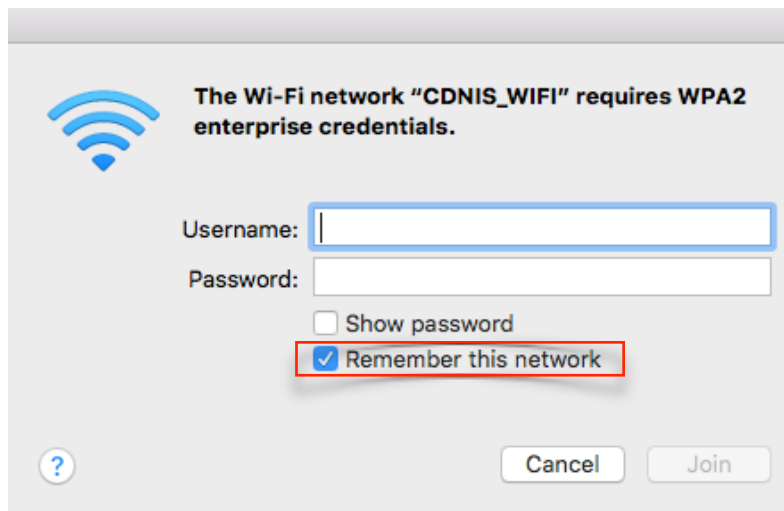
How to Connect to CDNIS_WIFI (For Student's 1 to 1 laptop)

For Student Macbook:

1. Connect to Wi-Fi
"CDNIS_WIFI"



2. Login (Same as your printing credential)
and make sure "Remember this network"
is checked.

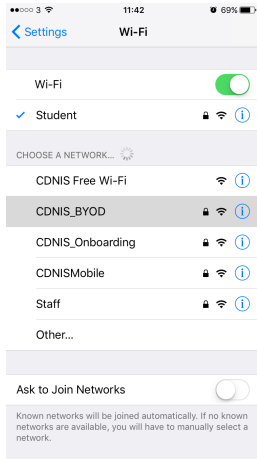


3. You are now
successfully connected.

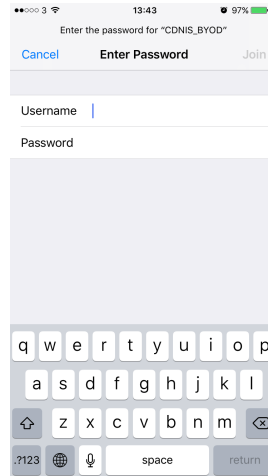
How to connect your registered personal devices (For G11/12 students devices)

For IOS Platform:

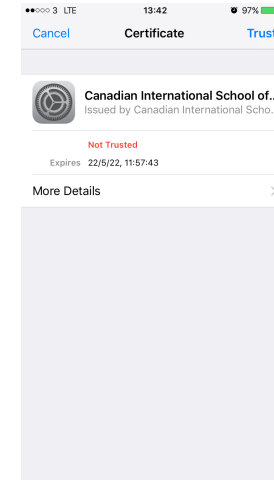
1. Connect to Wi-Fi
"CDNIS_BYOD"



2. Login (Same as your printing credential).

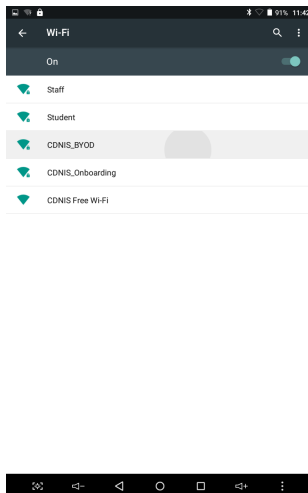


3. Click Trust and you are now successfully connected.

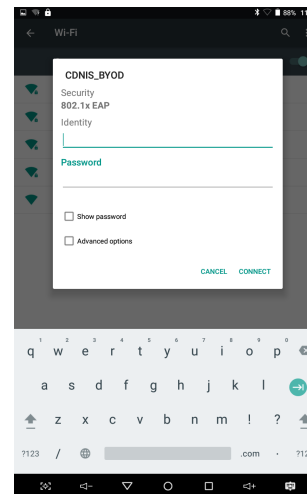


For Android Platform:

1. Connect to Wi-Fi
"CDNIS_BYOD"



2. Login (Same as your printing credential).



3. you are now successfully connected.